



住まいのルールブック (英語版)

Kanagawa Prefectural Housing Supply Corporation

English

Housing Rule Book



Welcome to the public rental housing complex !

We would like to inform you of the rules and manners that we would like you to follow so that you can live comfortably in the public rental housing complex.

Once you move in

1 Please join the residents' association

A "residents' association" is an organization in which all residents participate. If you have any problems, the residents' association will support you. After your move is completed, you should visit the residents' association to introduce yourself.

※Some properties do not have residents' associations.

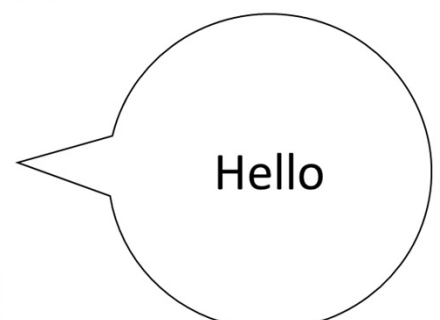
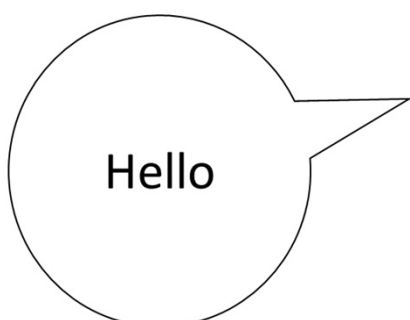
What kind of activities does the residents' association partake?

- In the event of an earthquake, fire, or other disaster, we distribute water, food, and other supplies to everyone.
- We manage the parking of bicycles and motorcycles.
- When residents have a problem, we contact the Public Corporation for advice.
- We organize events and festivals for everyone living in the housing complex.



2 Daily greetings

When you meet someone who lives in your housing complex, how about saying "hello" to them? Let us communicate with one another!



Rules for Living ① Garbage disposal

There are rules regarding garbage disposal; these rules vary depending on where you live. Please follow these rules so that all residents of the housing complex can live comfortably.

1 Types of garbage

The following types of garbage can be disposed of at the garbage receptacles in the housing complex.

burnable




non-burnable



glass bottles, cans,
PET bottles



used dry-cell
batteries



metals



bulky garbage



2 How to dispose of garbage

The days and times you can drop off your garbage vary depending on your area and the type of garbage. You can obtain a garbage guidebook at the municipal office or on the website. Please check this information before moving in.



Examples of materials distributed by Yokohama City

3 Garbage separation

Please separate garbage by type and dispose of it separately.

If you do not separate your garbage, or put it out on the wrong day or at the wrong time, it will not be collected. If garbage is left behind, crows will ravage it, making the area dirty and creating bad odor.

We ask for your cooperation in separating garbage so that all residents of the housing complex can live comfortably.




4 Disposal of bulky garbage

Large garbage, such as furniture, is called “bulky garbage”. You must apply in advance to dispose of bulky garbage. If you do not apply and pay the fee, the bulky garbage will not be collected. How to apply for and dispose of bulky garbage varies depending on the area in which you live. Therefore, please ask someone at the municipal office or check the garbage guidebook.



If you have any questions?

If you have any questions about how to dispose of or separate garbage, ask the residents of the housing complex, residents’ association, or management company.



Rules for Living ② Noise in daily life

In housing complexes, sound is easily transmitted to the houses next door, above and below. Please observe the following rules in your daily life.

Keep quiet at night



Do not bang on the walls or the floor



Do not allow children to jump around or play with balls in the house.

Do not make noise in the room



Keep conversations quiet when having friends over for a party.

Do not turn up the volume on the TV or audio system



Consider the time of day when you use the washing machine and vacuum cleaner. Avoid using them late at night or early in the morning.

It is important to talk to neighbors in advance when things are about to get noisy.

If friends and family visit your house and you expect it to get lively, it is a good idea to inform your neighbors in advance that you have friends coming over, and that it might get noisy. By doing so, you may be able to prevent noise problems.



Rules for Living ③ Bathrooms and toilets

Bathroom and toilet drains should always be cleaned out. The drains are connected to other residences. When a drainpipe is clogged, water or sewage overflows into other residences, which may result in a liability. Also, do not flush anything but toilet paper down the toilet.




In case of a liability...

It is recommended that you should purchase Personal Liability Insurance in case you cause damage to another person's residence. Personal Liability Insurance may be included as a rider in the voluntary automobile insurance policy. Please refer to the insurance company for further details.

Rules for Living ④ Hallways and balconies (common areas)

Hallways and balconies outside of residences are called "common areas" and should not be occupied by individuals. Hallways and balconies serve as evacuation passageways in the event of a disaster. Therefore, please do not leave any objects or garbage inside them. Please also refrain from smoking in the hallways and balconies, as some people do not like cigarette smoke.



Rules for Living ⑤ Use of bicycle parking spaces

If you want to leave your bicycle or motorcycle in the housing complex, ask the person in the residents' association how to use the bicycle parking area. If your housing complex does not have a residents' association, please contact the management company.




Rules for Living ⑥ Do not allow others to live there

According to the rules of the public corporation, only the persons who filled out the application for housing can live there. Friends and family members are not allowed to live in the residence without permission. If you change the person who lives in the housing, you must go through the proper procedure. Please call the Public Corporation first. (Operations Management Section TEL: 045-651-1864)

Rules for Living ⑦ Pets such as dogs and cats are not allowed

Dogs, cats, and other pets are not allowed in the public corporation housing. If you are found keeping pets, you will be asked to leave the housing complex.



Requests from us when you move out

Notification is required when moving out of the public corporation housing. Please contact the management company if you decide to move out. We will mail the necessary documents for the move-out procedure to your home. Please follow the instructions of the management company regarding the steps required to return the keys to the residence.



Management Company Contact Information

In case you should face any difficulties, the contact information is also written on the magnet at the sink in the kitchen.

Public Rental Housing Complex

Contact Details

70-元住吉 川崎下麻生 竹山
 70-梶が谷 ヒルズ 千草台 白根
 70-横浜山手 70-新川崎 東本郷
 70-川崎戸手 70-山田町 上白根
 70-横浜長者町 70-横濱関内 大里町
 70-横浜入江町 70-横浜宮川町 上作延
 70-川崎下平間 アンレーヴ 横浜星川 南平台
 70-川崎古市場 横浜鶴見共同ビル 不動が丘
 70-川崎中幸町 横浜六角橋共同ビル 川島町
 70-横浜三ツ沢 横浜二ツ谷共同ビル

かながわ土地建物保全協会
 横浜北サービスセンター
 TEL:045-933-0593
 (平日8:30~17:30)

70-横浜井土ヶ谷 不入斗 浦賀
 東逗子駅前共同ビル 上郷西ヶ谷 汐見台
 横浜中原第2共同ビル 70-新杉田 上郷台

かながわ土地建物保全協会
 横浜南サービスセンター
 TEL:045-778-4425
 (平日8:30~17:30)

藤沢湘南台 藤沢西部 戸塚深谷 上土棚
 70-戸塚深谷 藤沢四ツ辻 藤沢円行 辻堂海岸

かながわ土地建物保全協会
 湘南サービスセンター
 TEL:0466-43-7731
 (平日8:30~17:30)

相模原高根 座間東原 春日台 相武台
 綾瀬寺尾本町 大和大塚戸 大和第2 下九沢
 大和東共同ビル 相模原田名 中津桜台 緑ヶ丘

かながわ土地建物保全協会
 県央サービスセンター
 TEL:046-251-2901
 (平日8:30~17:30)

小田原酒匂 伊勢原 二宮
 コンセル小田原東町 小田原橋 湯河原
 コンセル小田原中町 伊勢原池端 平塚田村

かながわ土地建物保全協会
 西湘サービスセンター
 TEL:0463-71-1839
 (平日8:30~17:30)

横浜若葉台

若葉台まちづくりセンター
 TEL:045-921-3361
 (8:30~17:30)
 水曜日・祝日は定休